



TM series

For machining titanium and super alloys

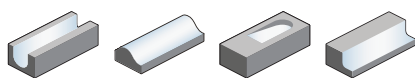
- Roughing and finishing of titanium, nickel and cobalt based alloys
- Specially ground for more cutting edge stability for demanding cutting jobs
- Latest coating technology for thermal stability and wear resistance
- Innovative substrate with optimized thermal conductivity and high level wear resistance
- TM multi series with up to 9 cutting edges for outstanding productivity
- Torus mills and ball nose cutters
- Diameter range 6.0–25.0 mm



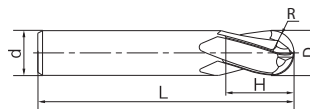
Ball nose cutters

High-performance machining

TM-4B



- Factory standard
- Centre cutting
- Helix angle 38°



Article	*	Dimensions [mm]					Teeth	Grade
		D	R	d (h6)	H	L		KMS405
TM-4B-R3.0		6	3	6	9	50	4	●
TM-4B-R4.0		8	4	8	12	60	4	●
TM-4B-R5.0		10	5	10	15	75	4	●
TM-4B-R6.0		12	6	12	18	75	4	●
TM-4B-R8.0		16	8	16	24	85	4	●
TM-4B-R10.0		20	10	20	30	100	4	●

● Ex stock ○ On demand

* With internal cooling

Application field					
P	M	K	N	S	H
				✓	

✓ Very suitable

✓ suitable

A

Turning

B

Milling

C

Drilling

D

Technical Information

E

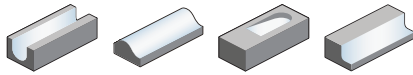
Index

A

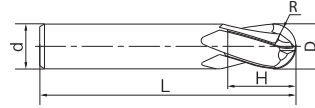
Ball nose cutters

High-performance machining

TM-4BL



- Type of shank DIN 6535HA
- Centre cutting
- Helix angle 38°



Turning

B

Article	*	Dimensions [mm]					Teeth	Grade
		D	R	d (h6)	H	L		KMS405
TM-4BL-R3.0		6	3	6	16	57	4	●
TM-4BL-R4.0		8	4	8	20	63	4	●
TM-4BL-R5.0		10	5	10	22	72	4	●
TM-4BL-R6.0		12	6	12	25	83	4	●
TM-4BL-R8.0		16	8	16	32	92	4	●
TM-4BL-R10.0		20	10	20	38	104	4	●

● Ex stock ○ On demand

* With internal cooling

Milling

C

Application field

P	M	K	N	S	H
				✓	

✓ Very suitable

✓ suitable

Drilling

D

Technical Information

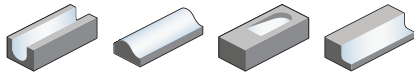
E

Index

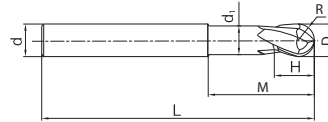
Ball nose cutters

High-performance machining

TM-4BP



- Factory standard
- Centre cutting
- Helix angle 38°



Article	*	Dimensions [mm]							Teeth	Grade
		D	R	d (h6)	d ₁	H	M	L		KMS405
TM-4BP-R3.0		6	3	6	5.5	9	18	60	4	●
TM-4BP-R4.0		8	4	8	7.4	12	24	75	4	●
TM-4BP-R5.0		10	5	10	9.4	15	30	75	4	●
TM-4BP-R6.0		12	6	12	11.4	18	35	90	4	●
TM-4BP-R8.0		16	8	16	15.4	24	40	90	4	●
TM-4BP-R10.0		20	10	20	19.4	35	50	110	4	●

● Ex stock ○ On demand

* With internal cooling

Application field					
P	M	K	N	S	H
				✓	

- ✓ Very suitable
- ✓ suitable

A

Turning

B

Milling

C

Drilling

D

Technical Information

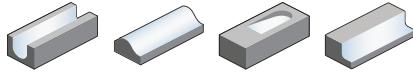
E

Index

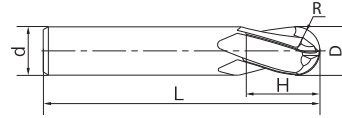
A

Ball nose cutters High-performance machining

TM-5B



- Factory standard
- Helix angle 38°



Turning

B

Article	*	Dimensions [mm]					Teeth	Grade
		D	R	d (h6)	H	L		KMS405
TM-5B-R3.0		6	3	6	9	50	5	●
TM-5B-R4.0		8	4	8	12	60	5	●
TM-5B-R5.0		10	5	10	15	75	5	●
TM-5B-R6.0		12	6	12	18	75	5	●
TM-5B-R8.0		16	8	16	24	85	5	●
TM-5B-R10.0		20	10	20	30	100	5	●

● Ex stock ○ On demand

* With internal cooling

Milling

C

Application field						
P	M	K	N	S	H	
				✓		✓ Very suitable
						✓ suitable

Drilling

D

Technical Information

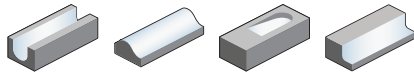
E

Index

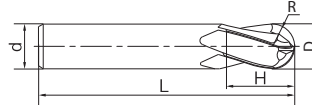
Ball nose cutters

High-performance machining

TM-5BL



- Type of shank DIN 6535HA
- Helix angle 38°



Article	*	Dimensions [mm]					Teeth	Grade
		D	R	d (h6)	H	L		KMS405
TM-5BL-R3.0		6	3	6	16	57	5	●
TM-5BL-R4.0		8	4	8	20	63	5	●
TM-5BL-R5.0		10	5	10	22	72	5	●
TM-5BL-R6.0		12	6	12	25	83	5	●
TM-5BL-R8.0		16	8	16	32	92	5	●
TM-5BL-R10.0		20	10	20	38	104	5	●

- Ex stock ○ On demand
- * With internal cooling

Application field					
P	M	K	N	S	H
				✓	

- ✓ Very suitable
- ✓ suitable

A

Turning

B

Milling

C

Drilling

D

Technical Information

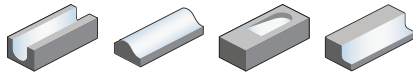
E

Index

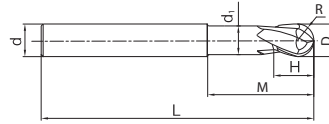
A

Ball nose cutters High-performance machining

TM-5BP



- Factory standard
- Helix angle 38°



Turning

B

Milling

Article	*	Dimensions [mm]							Teeth	Grade
		D	R	d (h6)	d ₁	H	M	L		KMS405
TM-5BP-R3.0		6	3	6	5.5	9	18	60	5	●
TM-5BP-R4.0		8	4	8	7.4	12	24	75	5	●
TM-5BP-R5.0		10	5	10	9.4	15	30	75	5	●
TM-5BP-R6.0		12	6	12	11.4	18	35	90	5	●
TM-5BP-R8.0		16	8	16	15.4	24	40	90	5	●
TM-5BP-R10.0		20	10	20	19.4	35	50	110	5	●

● Ex stock ○ On demand

* With internal cooling

C

Drilling

Application field						
P	M	K	N	S	H	
				✓		✓ Very suitable
						✓ suitable

D

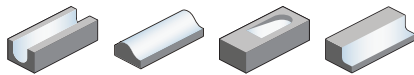
Technical Information

E

Index

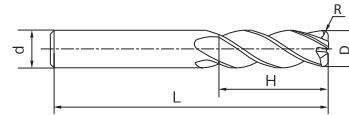
Torus mills

High-performance machining



TM-4R

- Factory standard
- Centre cutting
- Helix angle 38°



Article	*	Dimensions [mm]					Teeth	Grade
		D	R	d (h6)	H	L		KMS405
TM-4R-D6.0R0.3		6	0.3	6	16	50	4	●
TM-4R-D6.0R0.5		6	0.5	6	16	50	4	●
TM-4R-D6.0R 0.75		6	0.75	6	16	50	4	○
TM-4R-D6.0R1.0		6	1.0	6	16	50	4	●
TM-4R-D8.0R0.3		8	0.3	8	20	60	4	●
TM-4R-D8.0R0.5		8	0.5	8	20	60	4	●
TM-4R-D8.0R0.75		8	0.75	8	20	60	4	○
TM-4R-D8.0R1.0		8	1.0	8	20	60	4	●
TM-4R-D10.0R0.5		10	0.5	10	25	75	4	●
TM-4R-D10.0R0.75		10	0.75	10	25	75	4	○
TM-4R-D10.0R1.0		10	1.0	10	25	75	4	●
TM-4R-D10.0R1.25		10	1.25	10	25	75	4	○
TM-4R-D10.0R1.5		10	1.5	10	25	75	4	●
TM-4R-D10.0R1.6		10	1.6	10	25	75	4	●
TM-4R-D10.0R2.0		10	2.0	10	25	75	4	●
TM-4R-D10.0R2.5		10	2.5	10	25	75	4	○
TM-4R-D10.0R3.0		10	3.0	10	25	75	4	●
TM-4R-D12.0R0.5		12	0.5	12	30	75	4	●
TM-4R-D12.0R0.75		12	0.75	12	30	75	4	○
TM-4R-D12.0R1.0		12	1.0	12	30	75	4	●
TM-4R-D12.0R1.25		12	1.25	12	30	75	4	○
TM-4R-D12.0R1.5		12	1.5	12	30	75	4	●
TM-4R-D12.0R1.6		12	1.6	12	30	75	4	●
TM-4R-D12.0R2.0		12	2.0	12	30	75	4	●
TM-4R-D12.0R2.5		12	2.5	12	30	75	4	●
TM-4R-D12.0R3.0		12	3.0	12	30	75	4	●
TM-4R-D12.0R3.2		12	3.2	12	30	75	4	●
TM-4R-D12.0R4.0		12	4.0	12	30	75	4	●
TM-4R-D16.0R1.0		16	1.0	16	35	90	4	●
TM-4R-D16.0R1.25		16	1.25	16	35	90	4	●
TM-4R-D16.0R1.5		16	1.5	16	35	90	4	●
TM-4R-D16.0R1.6		16	1.6	16	35	90	4	●

● Ex stock ○ On demand

* With internal cooling

Application field					
P	M	K	N	S	H
				✓	

✓ Very suitable

✓ suitable

A

Turning

B

Milling

C

Drilling

D

Technical Information

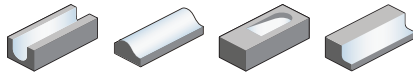
E

Index

A

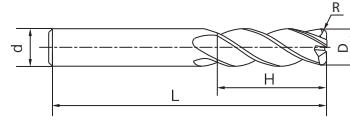
Torus mills

High-performance machining



TM-4R

- Factory standard
- Centre cutting
- Helix angle 38°



Turning

B

Milling

Article	*	Dimensions [mm]					Teeth	Grade
		D	R	d (h6)	H	L		KMS405
TM-4R-D16.0R2.0		16	2.0	16	35	90	4	●
TM-4R-D16.0R2.5		16	2.5	16	35	90	4	●
TM-4R-D16.0R3.0		16	3.0	16	35	90	4	●
TM-4R-D16.0R3.2		16	3.2	16	35	90	4	●
TM-4R-D16.0R4.0		16	4.0	16	35	90	4	●
TM-4R-D16.0R5.0		16	5.0	16	35	90	4	●
TM-4R-D16.0R6.3		16	6.3	16	35	90	4	○
TM-4R-D20.0R1.0		20	1.0	20	45	100	4	●
TM-4R-D20.0R1.25		20	1.25	20	45	100	4	●
TM-4R-D20.0R1.5		20	1.5	20	45	100	4	●
TM-4R-D20.0R1.6		20	1.6	20	45	100	4	●
TM-4R-D20.0R2.0		20	2.0	20	45	100	4	●
TM-4R-D20.0R2.5		20	2.5	20	45	100	4	●
TM-4R-D20.0R3.0		20	3.0	20	45	100	4	●
TM-4R-D20.0R3.2		20	3.2	20	45	100	4	●
TM-4R-D20.0R4.0		20	4.0	20	45	100	4	●
TM-4R-D20.0R5.0		20	5.0	20	45	100	4	●
TM-4R-D20.0R6.3		20	6.3	20	45	100	4	●
TM-4R-D25.0R1.0		25	1.0	25	50	110	4	●
TM-4R-D25.0R1.25		25	1.25	25	50	110	4	○
TM-4R-D25.0R1.5		25	1.5	25	50	110	4	●
TM-4R-D25.0R1.6		25	1.6	25	50	110	4	●
TM-4R-D25.0R2.0		25	2.0	25	50	110	4	●
TM-4R-D25.0R2.5		25	2.5	25	50	110	4	○
TM-4R-D25.0R3.0		25	3.0	25	50	110	4	●
TM-4R-D25.0R3.2		25	3.2	25	50	110	4	●
TM-4R-D25.0R4.0		25	4.0	25	50	110	4	●
TM-4R-D25.0R5.0		25	5.0	25	50	110	4	●
TM-4R-D25.0R6.3		25	6.3	25	50	110	4	●

● Ex stock ○ On demand

* With internal cooling

C

Drilling

D

Technical Information

E

Index

Application field

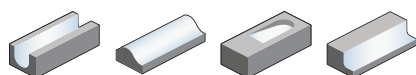
P	M	K	N	S	H
				✓	

✓ Very suitable

✓ suitable

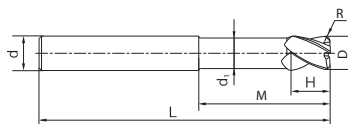
Torus mills

High-performance machining



TM-4RP

- Factory standard
- Centre cutting
- Helix angle 38°



Article	*	Dimensions [mm]							Teeth	Grade
		D	R	d (h6)	d ₁	H	M	L		KMS405
TM-4RP-D8.0R0.3		8	0.3	8	7.4	16	25	75	4	●
TM-4RP-D8.0R0.5		8	0.5	8	7.4	16	25	75	4	●
TM-4RP-D8.0R0.75		8	0.75	8	7.4	16	25	75	4	○
TM-4RP-D8.0R1.0		8	1.0	8	7.4	16	25	75	4	●
TM-4RP-D10.0R0.5		10	0.5	10	9.4	20	32	75	4	●
TM-4RP-D10.0R0.75		10	0.75	10	9.4	20	32	75	4	○
TM-4RP-D10.0R1.0		10	1.0	10	9.4	20	32	75	4	●
TM-4RP-D10.0R1.25		10	1.25	10	9.4	20	32	75	4	●
TM-4RP-D10.0R1.5		10	1.5	10	9.4	20	32	75	4	●
TM-4RP-D10.0R1.6		10	1.6	10	9.4	20	32	75	4	●
TM-4RP-D10.0R2.0		10	2.0	10	9.4	20	32	75	4	●
TM-4RP-D10.0R2.5		10	2.5	10	9.4	20	32	75	4	○
TM-4RP-D10.0R3.0		10	3.0	10	9.4	20	32	75	4	●
TM-4RP-D12.0R0.5		12	0.5	12	11.4	24	40	90	4	●
TM-4RP-D12.0R0.75		12	0.75	12	11.4	24	40	90	4	○
TM-4RP-D12.0R1.0		12	1.0	12	11.4	24	40	90	4	●
TM-4RP-D12.0R1.25		12	1.25	12	11.4	24	40	90	4	●
TM-4RP-D12.0R1.5		12	1.5	12	11.4	24	40	90	4	●
TM-4RP-D12.0R1.6		12	1.6	12	11.4	24	40	90	4	●
TM-4RP-D12.0R2.0		12	2.0	12	11.4	24	40	90	4	●
TM-4RP-D12.0R2.5		12	2.5	12	11.4	24	40	90	4	○
TM-4RP-D12.0R3.0		12	3.0	12	11.4	24	40	90	4	●
TM-4RP-D12.0R3.2		12	3.2	12	11.4	24	40	90	4	●
TM-4RP-D12.0R4.0		12	4.0	12	11.4	24	40	90	4	●
TM-4RP-D16.0R1.0		16	1.0	16	15	32	50	100	4	●
TM-4RP-D16.0R1.25		16	1.25	16	15	32	50	100	4	●
TM-4RP-D16.0R1.5		16	1.5	16	15	32	50	100	4	●
TM-4RP-D16.0R1.6		16	1.6	16	15	32	50	100	4	●
TM-4RP-D16.0R2.0		16	2.0	16	15	32	50	100	4	●

● Ex stock ○ On demand

* With internal cooling

Application field					
P	M	K	N	S	H
				✓	

✓ Very suitable

✓ suitable

A

Turning

B

Milling

C

Drilling

D

Technical Information

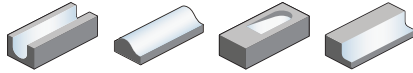
E

Index

A

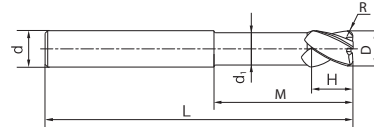
Torus mills

High-performance machining



TM-4RP

- Factory standard
- Centre cutting
- Helix angle 38°



Turning

B

Milling

Article	*	Dimensions [mm]							Teeth	Grade
		D	R	d (h6)	d ₁	H	M	L		KMS405
TM-4RP-D16.0R2.5		16	2.5	16	15	32	50	100	4	○
TM-4RP-D16.0R3.0		16	3.0	15	14	32	50	100	4	●
TM-4RP-D16.0R3.2		16	3.2	16	15	32	50	100	4	●
TM-4RP-D16.0R4.0		16	4.0	16	15	32	50	100	4	●
TM-4RP-D16.0R5.0		16	5.0	16	15	32	50	100	4	●
TM-4RP-D16.0R6.3		16	6.3	16	15	32	50	100	4	○
TM-4RP-D20.0R1.0		20	1.0	20	19	35	60	110	4	●
TM-4RP-D20.0R1.25		20	1.25	20	19	35	60	110	4	●
TM-4RP-D20.0R1.5		20	1.5	20	19	35	60	110	4	●
TM-4RP-D20.0R1.6		20	1.6	20	19	35	60	110	4	●
TM-4RP-D20.0R2.0		20	2.0	20	19	35	60	110	4	●
TM-4RP-D20.0R2.5		20	2.5	20	19	35	60	110	4	○
TM-4RP-D20.0R3.0		20	3.0	20	19	35	60	110	4	●
TM-4RP-D20.0R3.2		20	3.2	20	19	35	60	110	4	●
TM-4RP-D20.0R4.0		20	4.0	20	19	35	60	110	4	●
TM-4RP-D20.0R5.0		20	5.0	20	19	35	60	110	4	●
TM-4RP-D20.0R6.3		20	6.3	20	19	35	60	110	4	●
TM-4RP-D25.0R1.0		25	1.0	25	24	45	75	150	4	●
TM-4RP-D25.0R1.25		25	1.25	25	24	45	75	150	4	○
TM-4RP-D25.0R1.5		25	1.5	25	24	45	75	150	4	●
TM-4RP-D25.0R1.6		25	1.6	25	24	45	75	150	4	●
TM-4RP-D25.0R2.0		25	2.0	25	24	45	75	150	4	●
TM-4RP-D25.0R2.5		25	2.5	25	24	45	75	150	4	●
TM-4RP-D25.0R3.0		25	3.0	25	24	45	75	150	4	●
TM-4RP-D25.0R3.2		25	3.2	25	24	45	75	150	4	●
TM-4RP-D25.0R4.0		25	4.0	25	24	45	75	150	4	●
TM-4RP-D25.0R5.0		25	5.0	25	24	45	75	150	4	●
TM-4RP-D25.0R6.3		25	6.3	25	24	45	75	150	4	●

● Ex stock ○ On demand

* With internal cooling

C

Drilling

D

Technical Information

Application field

P	M	K	N	S	H
				✓	

✓ Very suitable

✓ suitable

E

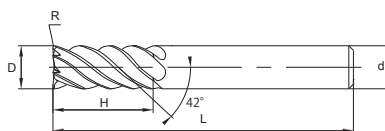
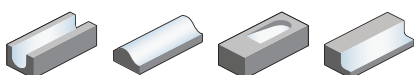
Index

Torus mills

High-performance machining

TM-5R

- Factory standard
- Helix angle 42°



Article	*	Dimensions [mm]					Teeth	Grade
		D	R	d (h6)	H	L		KMS405
TM-5R-D6.0R0.3		6	0.3	6	16	50	5	●
TM-5R-D6.0R0.5		6	0.5	6	16	50	5	●
TM-5R-D6.0R 0.75		6	0.75	6	16	50	5	○
TM-5R-D6.0R1.0		6	1.0	6	16	50	5	●
TM-5R-D8.0R0.3		8	0.3	8	20	60	5	●
TM-5R-D8.0R0.5		8	0.5	8	20	60	5	●
TM-5R-D8.0R0.75		8	0.75	8	20	60	5	○
TM-5R-D8.0R1.0		8	1.0	8	20	60	5	●
TM-5R-D10.0R0.5		10	0.5	10	25	75	5	●
TM-5R-D10.0R0.75		10	0.75	10	25	75	5	○
TM-5R-D10.0R1.0		10	1.0	10	25	75	5	●
TM-5R-D10.0R1.25		10	1.25	10	25	75	5	○
TM-5R-D10.0R1.5		10	1.5	10	25	75	5	●
TM-5R-D10.0R1.6		10	1.6	10	25	75	5	●
TM-5R-D10.0R2.0		10	2.0	10	25	75	5	●
TM-5R-D10.0R2.5		10	2.5	10	25	75	5	○
TM-5R-D10.0R3.0		10	3.0	10	25	75	5	●

● Ex stock ○ On demand

* With internal cooling

Application field					
P	M	K	N	S	H
				✓	

✓ Very suitable

✓ Suitable

A

Turning

B

Milling

C

Drilling

D

Technical Information

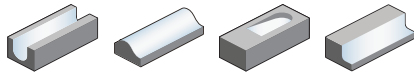
E

Index

A

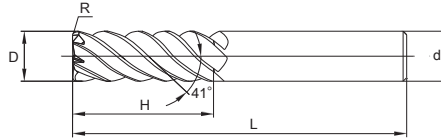
Torus mills

High-performance machining



TM-7R

- Factory standard
- Helix angle 41°



Turning

B

Milling

Article	*	Dimensions [mm]					Teeth	Grade
		D	R	d (h6)	H	L		KMS405
TM-7R-D12.0R0.5		12	0.5	12	30	75	7	●
TM-7R-D12.0R0.75		12	0.75	12	30	75	7	○
TM-7R-D12.0R1.0		12	1.0	12	30	75	7	●
TM-7R-D12.0R1.25		12	1.25	12	30	75	7	○
TM-7R-D12.0R1.5		12	1.5	12	30	75	7	●
TM-7R-D12.0R1.6		12	1.6	12	30	75	7	●
TM-7R-D12.0R2.0		12	2.0	12	30	75	7	●
TM-7R-D12.0R2.5		12	2.5	12	30	75	7	●
TM-7R-D12.0R3.0		12	3.0	12	30	75	7	●
TM-7R-D12.0R3.2		12	3.2	12	30	75	7	●
TM-7R-D12.0R4.0		12	4.0	12	30	75	7	●
TM-7R-D16.0R1.0		16	1.0	16	35	90	7	●
TM-7R-D16.0R1.25		16	1.25	16	35	90	7	○
TM-7R-D16.0R1.5		16	1.5	16	35	90	7	●
TM-7R-D16.0R1.6		16	1.6	16	35	90	7	●
TM-7R-D16.0R2.0		16	2.0	16	35	90	7	●
TM-7R-D16.0R2.5		16	2.5	16	35	90	7	●
TM-7R-D16.0R3.0		16	3.0	16	35	90	7	●
TM-7R-D16.0R3.2		16	3.2	16	35	90	7	●
TM-7R-D16.0R4.0		16	4.0	16	35	90	7	●
TM-7R-D16.0R5.0		16	5.0	16	35	90	7	●
TM-7R-D16.0R6.3		16	6.3	16	35	90	7	○
TM-7R-D20.0R1.0		20	1.0	20	45	100	7	●
TM-7R-D20.0R1.25		20	1.25	20	45	100	7	○
TM-7R-D20.0R1.5		20	1.5	20	45	100	7	●
TM-7R-D20.0R1.6		20	1.6	20	45	100	7	●
TM-7R-D20.0R2.0		20	2.0	20	45	100	7	●
TM-7R-D20.0R2.5		20	2.5	20	45	100	7	●
TM-7R-D20.0R3.0		20	3.0	20	45	100	7	●
TM-7R-D20.0R3.2		20	3.2	20	45	100	7	●
TM-7R-D20.0R4.0		20	4.0	20	45	100	7	●
TM-7R-D20.0R5.0		20	5.0	20	45	100	7	●
TM-7R-D20.0R6.3		20	6.3	20	45	100	7	●

● Ex stock ○ On demand

* With internal cooling

C

Drilling

D

Technical Information

E

Index

Application field

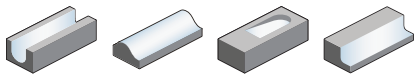
P	M	K	N	S	H
				✓	

- ✓ Very suitable
- ✓ Suitable

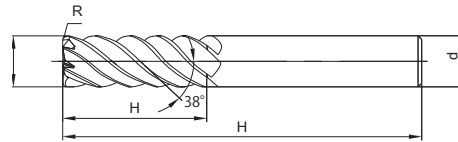
Torus mills

High-performance machining

TM-9R



- Factory standard
- Helix angle 38°



Article	*	Dimensions [mm]					Teeth	Grade
		D	R	d (h6)	H	L		KMS405
TM-9R-D25.0R1.0		25	1.0	25	50	110	9	●
TM-9R-D25.0R1.25		25	1.25	25	50	110	9	○
TM-9R-D25.0R1.5		25	1.5	25	50	110	9	●
TM-9R-D25.0R1.6		25	1.6	25	50	110	9	●
TM-9R-D25.0R2.0		25	2.0	25	50	110	9	●
TM-9R-D25.0R2.5		25	2.5	25	50	110	9	○
TM-9R-D25.0R3.0		25	3.0	25	50	110	9	●
TM-9R-D25.0R3.2		25	3.2	25	50	110	9	●
TM-9R-D25.0R4.0		25	4.0	25	50	110	9	●
TM-9R-D25.0R5.0		25	5.0	25	50	110	9	●
TM-9R-D25.0R6.3		25	6.3	25	50	110	9	●

● Ex stock ○ On demand

* With internal cooling

Application field					
P	M	K	N	S	H
				✓	

- ✓ Very suitable
- ✓ suitable

A

Turning

B

Milling

C

Drilling

D

Technical Information

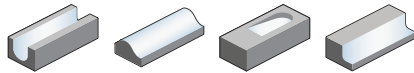
E

Index

A

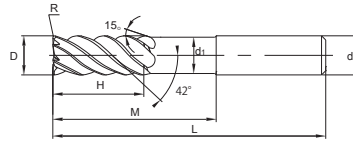
Torus mills

High-performance machining



TM-5RP

- Factory standard
- Helix angle 41°



Turning

B

Article	*	Dimensions [mm]							Teeth	Grade
		D	R	d (h6)	d ₁	H	M	L		KMS405
TM-5RP-D8.0R0.3		8	0.3	8	7.4	16	25	75	5	●
TM-5RP-D8.0R0.5		8	0.5	8	7.4	16	25	75	5	●
TM-5RP-D8.0R0.75		8	0.75	8	7.4	16	25	75	5	○
TM-5RP-D8.0R1.0		8	1.0	8	7.4	16	25	75	5	●
TM-5RP-D10.0R0.5		10	0.5	10	9.4	20	32	75	5	●
TM-5RP-D10.0R0.75		10	0.75	10	9.4	20	32	75	5	○
TM-5RP-D10.0R1.0		10	1.0	10	9.4	20	32	75	5	●
TM-5RP-D10.0R1.25		10	1.25	10	9.4	20	32	75	5	○
TM-5RP-D10.0R1.5		10	1.5	10	9.4	20	32	75	5	●
TM-5RP-D10.0R1.6		10	1.6	10	9.4	20	32	75	5	●
TM-5RP-D10.0R2.0		10	2.0	10	9.4	20	32	75	5	●
TM-5RP-D10.0R2.5		10	2.5	10	9.4	20	32	75	5	●
TM-5RP-D10.0R3.0		10	3.0	10	9.4	20	32	75	5	●

Milling

C

- Ex stock ○ On demand

* With internal cooling

Drilling

Application field

P	M	K	N	S	H
				✓	

✓ Very suitable

✓ suitable

D

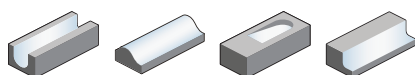
Technical Information

E

Index

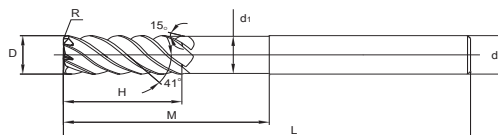
Torus mills

High-performance machining



TM-7RP

- Factory standard
- Helix angle 42°



Article	*	Dimensions [mm]							Teeth	Grade
		D	R	d (h6)	d ₁	H	M	L		KMS405
TM-7RP-D12.0R0.5		12	0.5	12	11.4	24	40	90	7	●
TM-7RP-D12.0R0.75		12	0.75	12	11.4	24	40	90	7	○
TM-7RP-D12.0R1.0		12	1.0	12	11.4	24	40	90	7	●
TM-7RP-D12.0R1.25		12	1.25	12	11.4	24	40	90	7	○
TM-7RP-D12.0R1.5		12	1.5	12	11.4	24	40	90	7	●
TM-7RP-D12.0R1.6		12	1.6	12	11.4	24	40	90	7	●
TM-7RP-D12.0R2.0		12	2.0	12	11.4	24	40	90	7	●
TM-7RP-D12.0R2.5		12	2.5	12	11.4	24	40	90	7	●
TM-7RP-D12.0R3.0		12	3.0	12	11.4	24	40	90	7	●
TM-7RP-D12.0R3.2		12	3.2	12	11.4	24	40	90	7	●
TM-7RP-D12.0R4.0		12	4.0	12	11.4	24	40	90	7	●
TM-7RP-D16.0R1.0		16	1.0	16	15	32	50	100	7	●
TM-7RP-D16.0R1.25		16	1.25	16	15	32	50	100	7	○
TM-7RP-D16.0R1.5		16	1.5	16	15	32	50	100	7	●
TM-7RP-D16.0R1.6		16	1.6	16	15	32	50	100	7	●
TM-7RP-D16.0R2.0		16	2.0	16	15	32	50	100	7	●
TM-7RP-D16.0R2.5		16	2.5	16	15	32	50	100	7	●
TM-7RP-D16.0R3.0		16	3.0	16	15	32	50	100	7	●
TM-7RP-D16.0R3.2		16	3.2	16	15	32	50	100	7	●
TM-7RP-D16.0R4.0		16	4.0	16	15	32	50	100	7	●
TM-7RP-D16.0R5.0		16	5.0	16	15	32	50	100	7	●
TM-7RP-D16.0R6.3		16	6.3	16	15	32	50	100	7	○
TM-7RP-D20.0R1.0		20	1.0	20	19	35	60	110	7	●
TM-7RP-D20.0R1.25		20	1.25	20	19	35	60	110	7	○
TM-7RP-D20.0R1.5		20	1.5	20	19	35	60	110	7	●
TM-7RP-D20.0R1.6		20	1.6	20	19	35	60	110	7	●
TM-7RP-D20.0R2.0		20	2.0	20	19	35	60	110	7	●
TM-7RP-D20.0R2.5		20	2.5	20	19	35	60	110	7	●
TM-7RP-D20.0R3.0		20	3.0	20	19	35	60	110	7	●
TM-7RP-D20.0R3.2		20	3.2	20	19	35	60	110	7	●
TM-7RP-D20.0R4.0		20	4.0	20	19	35	60	110	7	●
TM-7RP-D20.0R5.0		20	5.0	20	19	35	60	110	7	●
TM-7RP-D20.0R6.3		20	6.3	20	19	35	60	110	7	●

● Ex stock ○ On demand

* With internal cooling

Application field					
P	M	K	N	S	H
				✓	

- ✓ Very suitable
- ✓ suitable

A

Turning

B

Milling

C

Drilling

D

Technical Information

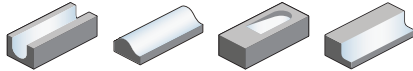
E

Index

A

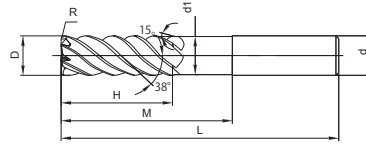
Torus mills

High-performance machining



TM-9RP

- Factory standard
- Helix angle 38°



Turning

B

Article	*	Dimensions [mm]							Teeth	Grade
		D	R	d (h6)	d ₁	H	M	L		KMS405
TM-9RP-D25.0R1.0		25	1.0	25	24	45	75	150	9	●
TM-9RP-D25.0R1.25		25	1.25	25	24	45	75	150	9	○
TM-9RP-D25.0R1.5		25	1.5	25	24	45	75	150	9	●
TM-9RP-D25.0R1.6		25	1.6	25	24	45	75	150	9	●
TM-9RP-D25.0R2.0		25	2.0	25	24	45	75	150	9	●
TM-9RP-D25.0R2.5		25	2.5	25	24	45	75	150	9	●
TM-9RP-D25.0R3.0		25	3.0	25	24	45	75	150	9	●
TM-9RP-D25.0R3.2		25	3.2	25	24	45	75	150	9	●
TM-9RP-D25.0R4.0		25	4.0	25	24	45	75	150	9	●
TM-9RP-D25.0R5.0		25	5.0	25	24	45	75	150	9	●
TM-9RP-D25.0R6.3		25	6.3	25	24	45	75	150	9	●

Milling

C

- Ex stock ○ On demand
- * With internal cooling

Drilling

Application field						
P	M	K	N	S	H	
				✓		✓ Very suitable
						✓ suitable

D

Technical Information

E

Index

End mill – TM series

Material group	Composition / structure / heat treatment	Brinell hardness HB	Machining group	Starting values for cutting speed v_c [m/min]														
				TM-4R / TM-4RP TM-5R / TM-5RP TM-7R / TM-7RP TM-9R / TM-9RP				TM-4B / TM-4BP TM-5B / TM-5BP										
				Slot milling		Shoulder milling		Slot milling		Shoulder milling								
				$0 < x < 3$	$0,3 \times D$	$0 < x < 3$												
		$3 \leq x < 12$	$0,7 \times D$	$3 \leq x < 20$	$0,3 \times D$													
		$12 \leq x \leq 20$	$1,5 \times D$															
				KMS405				KMS405										
				a_e / D				a_e / D										
		1/1		1/2		1/10		f-group		1/1		1/10		1/20		f-group		
P	Unalloyed steel	approx. 0,15 % C	annealed	125	1													
		approx. 0,45 % C	annealed	190	2													
		approx. 0,45 % C	tempered	250	3													
		approx. 0,75 % C	annealed	270	4													
		approx. 0,75 % C	tempered	300	5													
	Low-alloyed steel		annealed	180	6													
			tempered	275	7													
			tempered	300	8													
			tempered	350	9													
	High-alloyed steel and high-alloyed tool steel		annealed	200	10													
		hardened and tempered	325	11														
M	Stainless steel	ferritic/martensitic	annealed	200	12													
			martensitic	240	13													
			austenitic	180	14													
			austenitic-ferritic	230	15													
K	Grey cast iron	perlitic/ferritic		180	16													
			perlitic (martensitic)	260	17													
	Cast iron with spheroidal graphite	ferritic		160	18													
			perlitic	250	19													
	Malleable cast iron	ferritic		130	20													
		perlitic	230	21														
N	Aluminium wrought alloys	cannot be hardened		60	22													
			hardenable	hardened	100	23												
	Cast aluminium alloys	$\leq 12\% \text{ Si}$, cannot be hardened		75	24													
			$\leq 12\% \text{ Si}$, hardenable	hardened	90	25												
			$> 12\% \text{ Si}$, cannot be hardened		130	26												
	Copper and copper alloys (bronze/brass)	machining steel, PB> 1%			110	27												
CuZn, CuSnZn			90	28														
CuSn, Pb-free copper, electrolytic copper			100	29														
S	Heat-resistant alloys	Fe-based alloys	annealed	200	30	45	55	85	10	-	85	90	10					
				hardened	280	31	25	30	45	10	-	45	50	10				
		Ni or Co bass	annealed	250	32	45	55	85	10	-	85	90	10					
				hardened	350	33	25	30	45	10	-	45	50	10				
	Titanium alloys	pure titanium		R_m 400	35	75	90	135	10	-	135	145	10					
			α and β alloys	hardened	R_m 1050	36	45	55	85	10	-	85	90	10				
H	Hardened steel		hardened and tempered	55 HRC	37													
			hardened and tempered	60 HRC	38													
	Hard cast iron		cast	400	39													
	Hardened cast iron		hardened and tempered	55 HRC	40													
X	Non-metallic materials	Thermoplasts			41													
		Thermosetting plastics			42													
		Plastic, glass-fibre reinforced GFRP			43													
		Plastic, carbon fibre reinforced CFRP			44													
		Graphite			45													
		Wood			46													

Note: The given cutting values are guide values, which were determined under ideal conditions. The values have to be adapted in individual cases.

Recommended feed rate

Solid carbide milling group 10 – VSM series / TM series

	a _e / D	Feed rate per cutting edge (f _e) [mm]																		
		Ø 4	Ø 5	Ø 6	Ø 8	Ø 10	Ø 12	Ø 14	Ø 16	Ø 18	Ø 20									
P	1/1	0,03	0,04	0,05	0,05	0,05	0,05	0,06	0,06	0,07	0,08									
	1/2	0,04	0,06	0,07	0,07	0,07	0,07	0,08	0,09	0,10	0,11									
	1/10	0,05	0,08	0,09	0,09	0,09	0,09	0,11	0,12	0,14	0,15									
M	1/1	0,02	0,03	0,04	0,04	0,04	0,04	0,04	0,05	0,05	0,06									
	1/2	0,03	0,05	0,05	0,05	0,05	0,05	0,06	0,07	0,08	0,08									
	1/10	0,04	0,06	0,07	0,07	0,07	0,07	0,08	0,09	0,10	0,11									
S	1/1	0,02	0,03	0,04	0,04	0,04	0,04	0,04	0,05	0,05	0,06									
	1/2	0,03	0,05	0,05	0,05	0,05	0,05	0,06	0,07	0,08	0,08									
	1/10	0,04	0,06	0,07	0,07	0,07	0,07	0,08	0,09	0,10	0,11									

Note: The given cutting values are guide values, which were determined under ideal conditions.
The values have to be adapted in individual cases.

A

Turning

B

Milling

C

Drilling

D

Technical Information

E

Index

Q08 – PM – 2 B – D12 R0.5

1 2 3 4 5 6

A

Turning

Thread diameter [mm]	
Code	Description
Q08	8,0
Q10	10,0
Q12	12,0
Q14	14,0
Q18	18,0

Application	
Code	Description
PM	High-performance machining
HMX	Hard machining

Number of teeth

1

2

3

B

Milling

Cutting edge type	
Code	Description
E	Square shoulder mill with protective chamfer
B	Ball nose cutter
R	Torus mill

Diameter [mm]	
Code	Description
D3.0	3,0
D8.0	8,0
D20.0	20,0

4

5

C

Drilling

Radius [mm]	
Code	Description
R0.5	0,5
R1.0	1,5
R3.0	3,0
...	

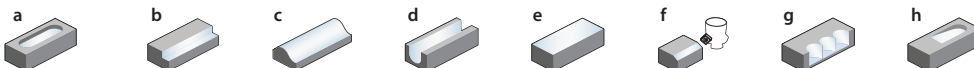
6

D

Technical Information

E

Index



a Groove milling b Square shoulder milling c Profile milling d Slot milling e Face milling f Chamfer milling g Plunge milling
h Circular milling/Ramping